

SAW Filter 866.50MHz
Part No: MP10368

Model: TA2035A
Rev No: 1

A. MAXIMUM RATING:

Electrostatic Sensitive Device (ESD)

1. Input Power Level: 20dBm
2. DC Voltage: 0V
3. Operating Temperature: -40°C to +85°C
4. Storage Temperature: -40°C to +85°C

B. ELECTRICAL CHARACTERISTICS:

1. Terminating source impedance (single): $Z_S = 50\Omega$
2. Terminating load impedance (single): $Z_L = 50\Omega$

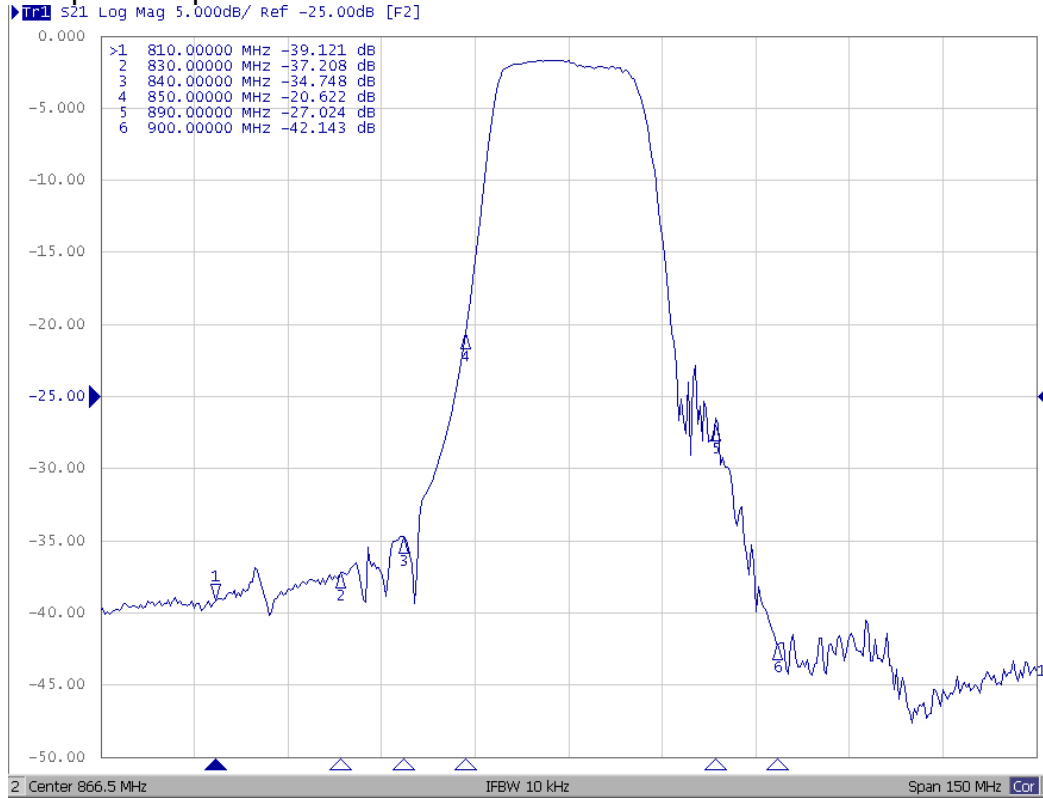
Item	Unit	Min	Typ.	Max
Center Frequency	MHz	-	866.5	-
Insertion Loss (863~870MHz)	dB		2.5	3.0
Amplitude ripple (863~870MHz)	dB		0.6	1.2
VSWR (863~870MHz)			1.8	2.0
Attenuation				
0010 ~ 0810MHz	dB	35	40	
0810 ~ 0830MHz	dB	35	37	
0830 ~ 0840MHz	dB	20	30	
0840 ~ 0850MHz	dB	15	20	
0890 ~ 0900MHz	dB	20	25	
0900 ~ 1100MHz	dB	25	27	
1100 ~ 1800MHz	dB	30	32	
1800 ~ 2000MHz	dB	26	30	
Package size	mm	SMD 1411		

SAW Filter 866.50MHz
Part No: MP10368

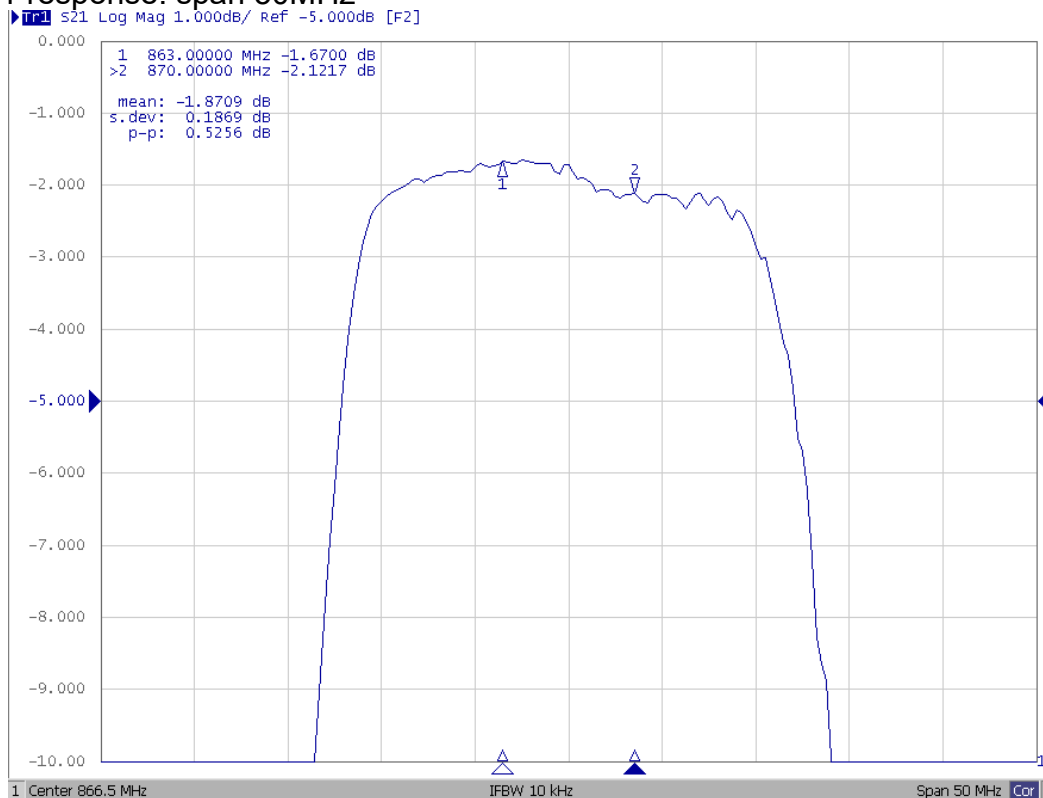
Model: TA2035A
Rev No: 1

E. FREQUENCY CHARACTERISTICS:

1. S21 response: span 150MHz



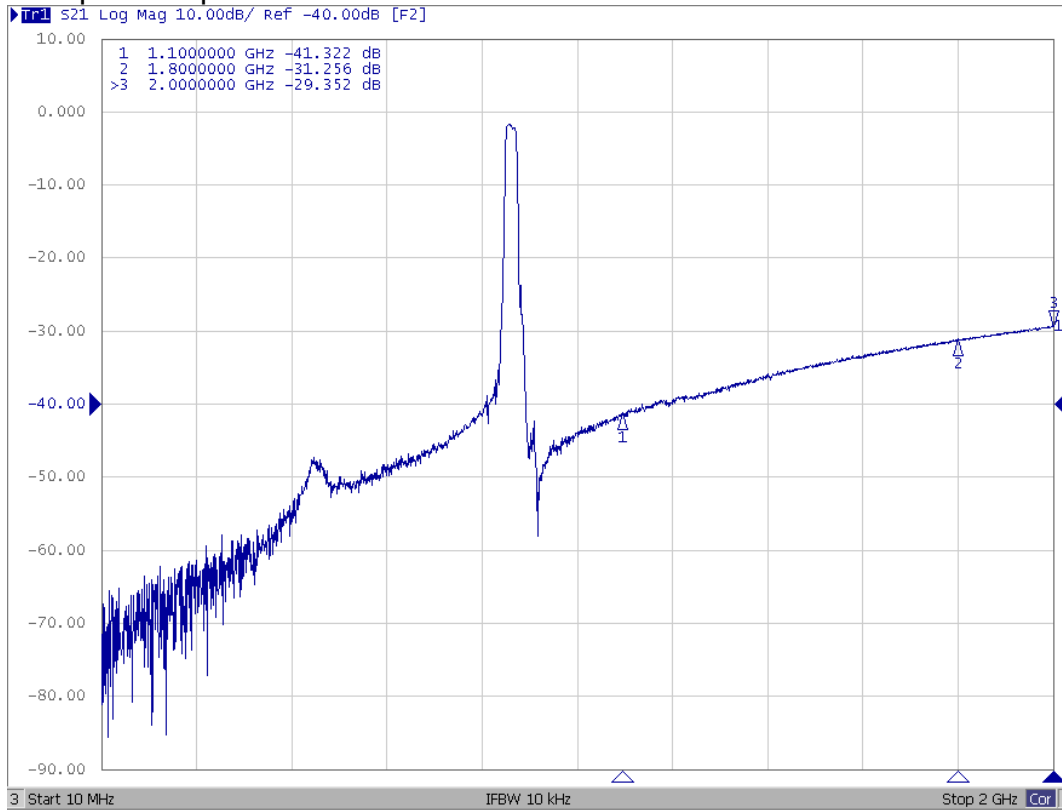
2. S21 response: span 50MHz



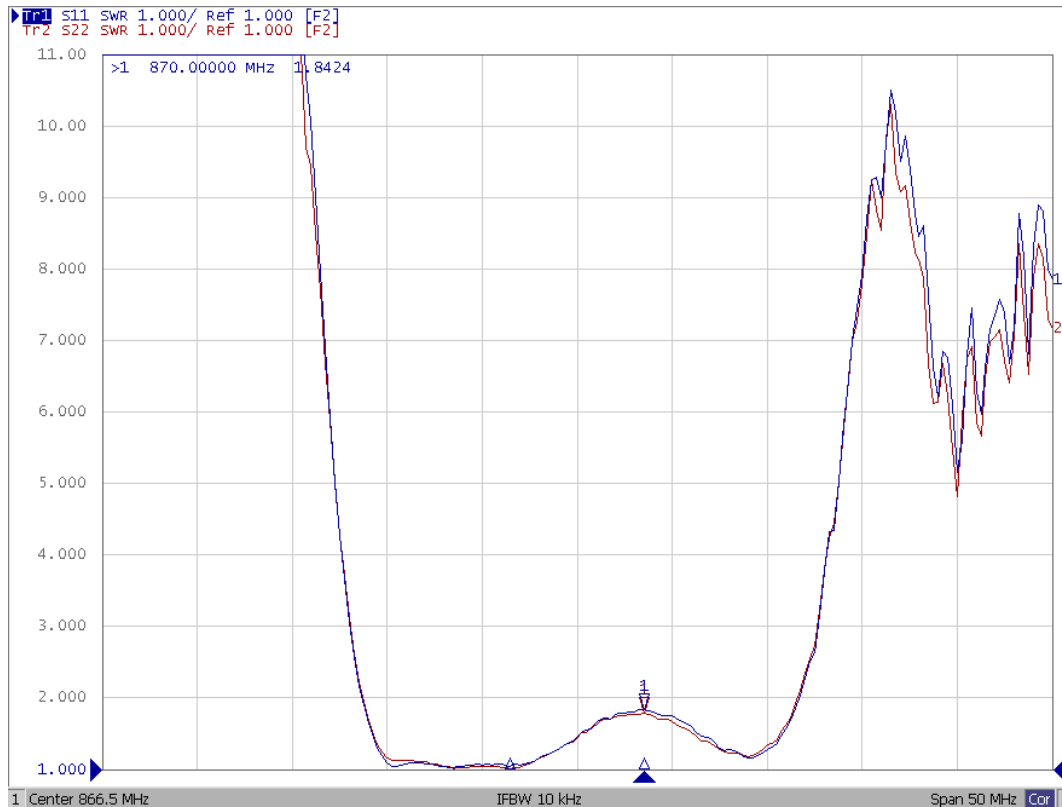
SAW Filter 866.50MHz
Part No: MP10368

Model: TA2035A
Rev No: 1

3. S21 response: span 2.5GHz



4. S11/S22 VSWR



SAW Filter 866.50MHz
Part No: MP10368

Model: TA2035A
Rev No: 1

G. RECOMMENDED REFLOW PROFILE:

1. Preheating shall be fixed at 150~180 for 60~90 seconds.
2. Ascending time to preheating temperature 150°C shall be 30 seconds min.
3. Heating shall be fixed at 220°C for 50~80 seconds and at 260°C+0/-5°C peak (20~40sec).
4. Time: 2 times.

