

SAW Filter 897.50MHz

Model: TA1916A

Part No: MP09608

Rev No: 1

A. MAXIMUM RATING:

Electrostatic Sensitive Device (ESD)

1. Input Power Level: 10dBm
2. DC Voltage: 3V
3. Operating Temperature: -40°C to +85°C
4. Storage Temperature: -40°C to +85°C

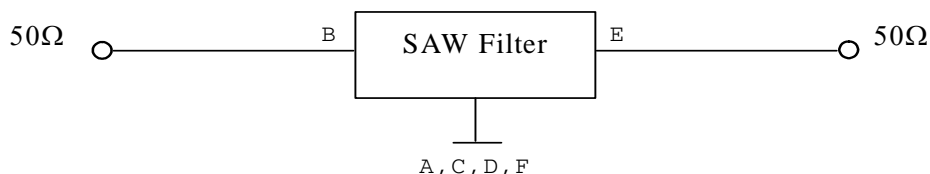
B. ELECTRICAL CHARACTERISTICS:

1. Terminating source impedance (single): $Z_S = 50\Omega$
2. Terminating load impedance (single): $Z_L = 50\Omega$

Item	Unit	Min.	Typ.	Max
Center frequency F_c	MHz	-	897.5	-
Insertion Loss (880 ~ 915MHz) IL	dB	-	2.2	3.5
Amplitude ripple (880 ~ 915MHz)	dB	-	1.3	2.0
Attenuation (Reference level from 0dB)				
DC ~ 738MHz	dB	35	40	-
738 ~ 773MHz	dB	35	40	-
773 ~ 860MHz	dB	20	35	-
925 ~ 930MHz	dB	25	30	-
930 ~ 960MHz	dB	25	30	-
960 ~ 1000MHz	dB	25	35	-
1000 ~ 2035MHz	dB	25	30	-
2035 ~ 2500MHz	dB	25	30	-
2500 ~ 3000MHz	dB	25	30	-
3000 ~ 3500MHz	dB	15	20	-
Temperature coefficient of frequency	ppm/°C	-	-36	-

C. TEST CIRCUIT:

HP Network analyzer

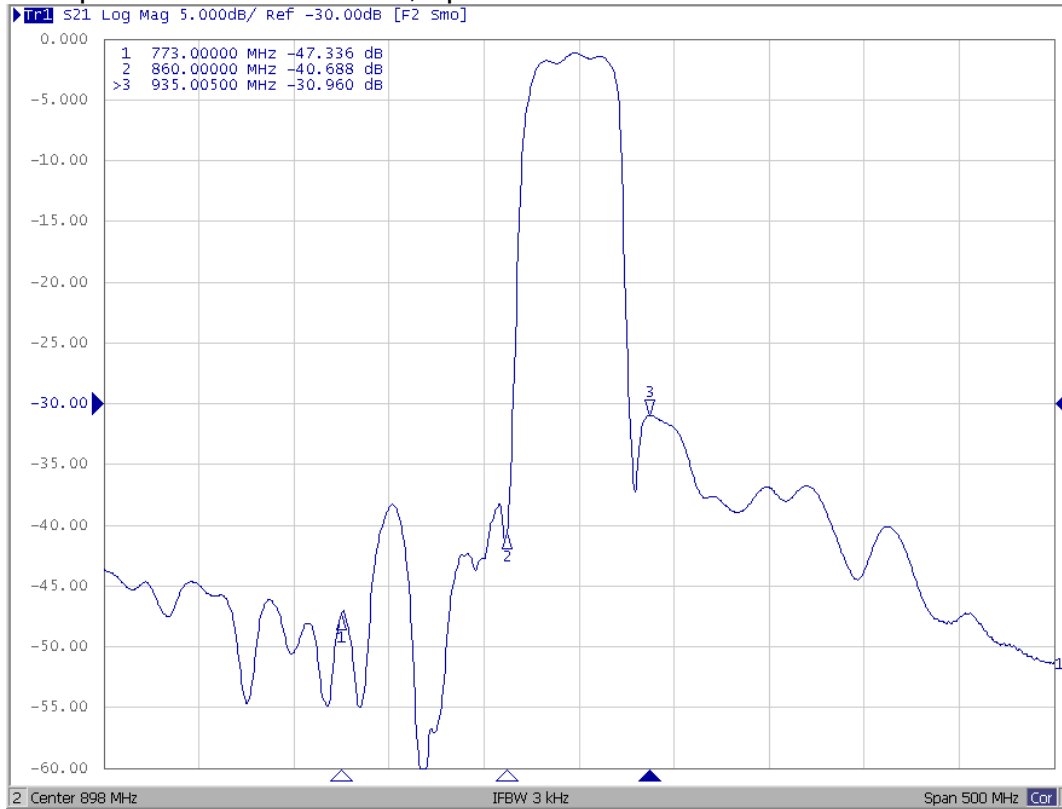


SAW Filter 897.50MHz
Part No: MP09608

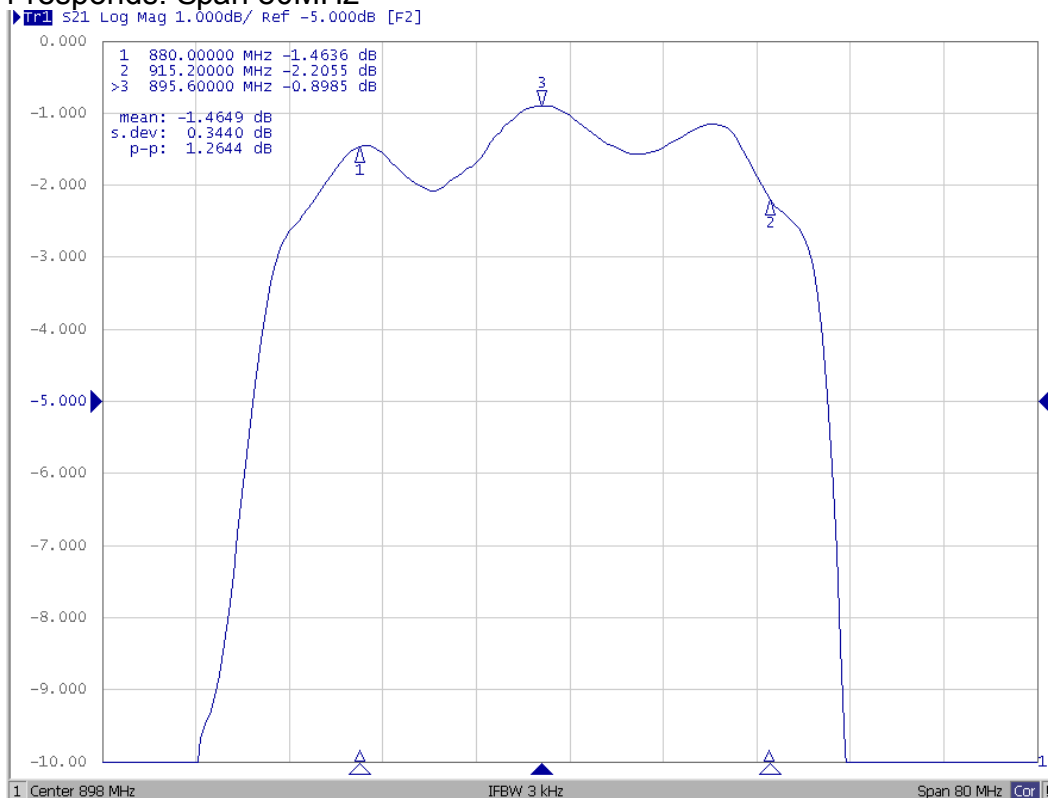
Model: TA1916A
Rev No: 1

D. FREQUENCY CHARACTERISTICS:

1. S21 response: Center 898MHz, Span 500MHz



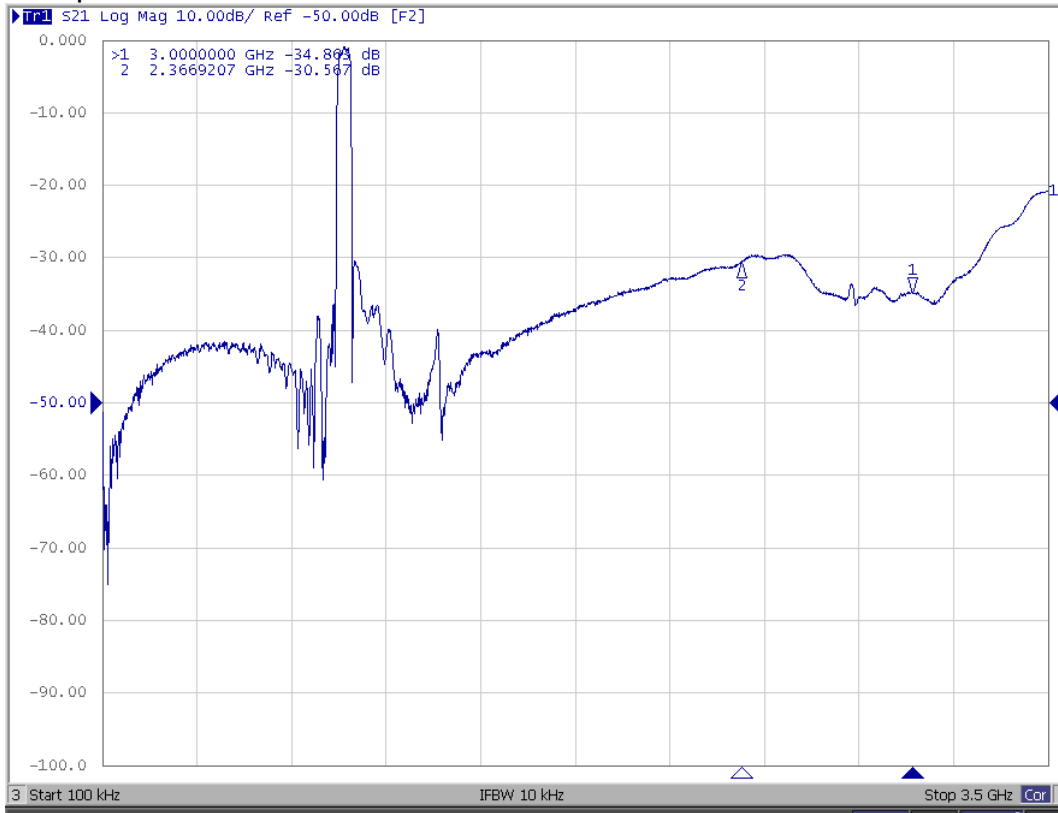
2. S21 response: Span 80MHz



SAW Filter 897.50MHz
Part No: MP09608

Model: TA1916A
Rev No: 1

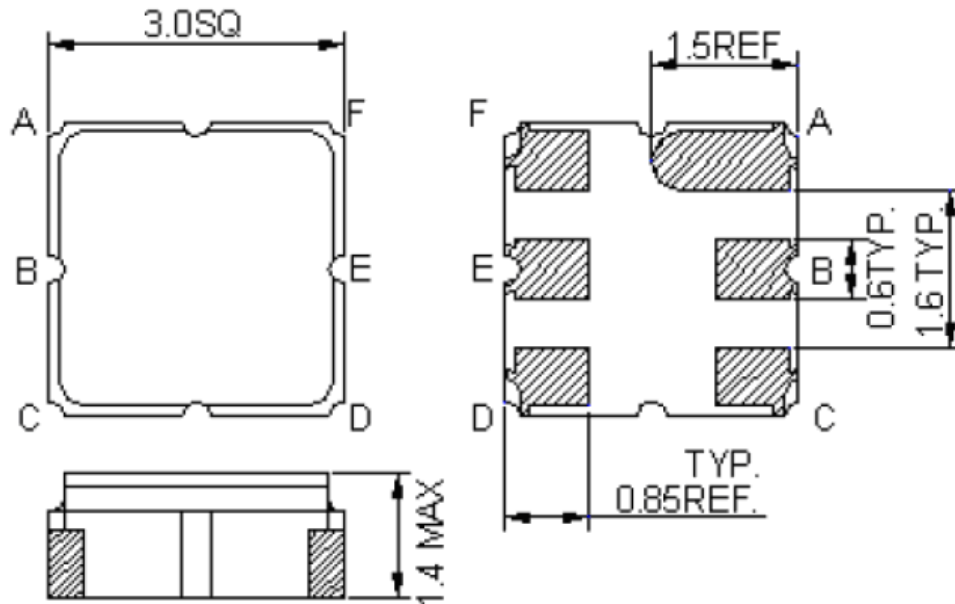
3. S21 response: 0MHz ~ 3000MHz



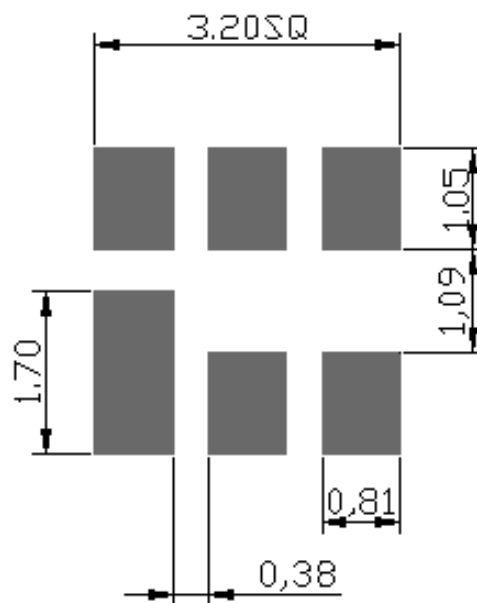
SAW Filter 897.50MHz
Part No: MP09608

Model: TA1916A
Rev No: 1

E. OUTLINE DRAWING:



F. PCB FOOTPRINT:



SAW Filter 897.50MHz
Part No: MP09608

Model: TA1916A
Rev No: 1

H. RECOMMENDED REFLOW PROFILE:

1. Preheating shall be fixed at 150 ~ 180°C for 60 ~ 90 seconds.
2. Ascending time to preheating temperature 150°C shall be 30 seconds min.
3. Heating shall be fixed at 220°C for 50 ~ 80 seconds and at 260°C +0/-5°C peak (20 ~ 40 sec).
4. Time: 2 times.

