

SAW Filter 644.50MHz
Part No: MP03906

Model: TB0300A
Rev No: 1

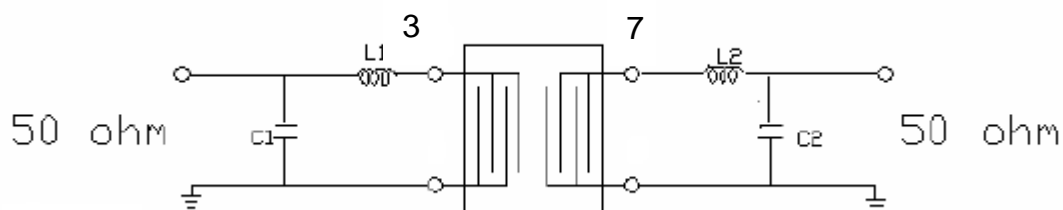
A. MAXIMUM RATING:

1. Input Power Level: 0dBm
2. Operating Temperature: -40°C to 85°C
3. Storage Temperature: -40°C to 85°C

B. ELECTRICAL CHARACTERISTICS:

Item	Unit	Min.	Typ.	Max.	Note
Center frequency Fc	MHz	-	644.5	-	-
Insertion Loss IL	dB	-	8	10	-
Passband width BW3	MHz	4.5	7.8	-	-
Amplitude Ripple in Fc ± 1MHz	dB	-	0.8	1	-
Group delay ripple in Fc ± 1MHz	nS	-	70	100	-
Phase Linearity in Fc ± 1MHz	deg		2	4	
Attenuation: (Reference level from Min IL)					
10MHz to 604.5MHz	dB	35	42	-	-
604.5MHz to 629.5MHz	dB	30	38	-	-
659.5MHz to 684.5MHz	dB	30	35	-	-
684.5MHz to 900MHz	dB	35	42	-	-

C. MEASUREMENT CIRCUIT:



Input L1 = 5.6nH, C1 = 6pF, Output L2 = 6.8nH, C2 = 7pF

SAW Filter 644.50MHz
Part No: MP03906

Model: TB0300A
Rev No: 1

D. FREQUENCY CHARACTERISTICS:

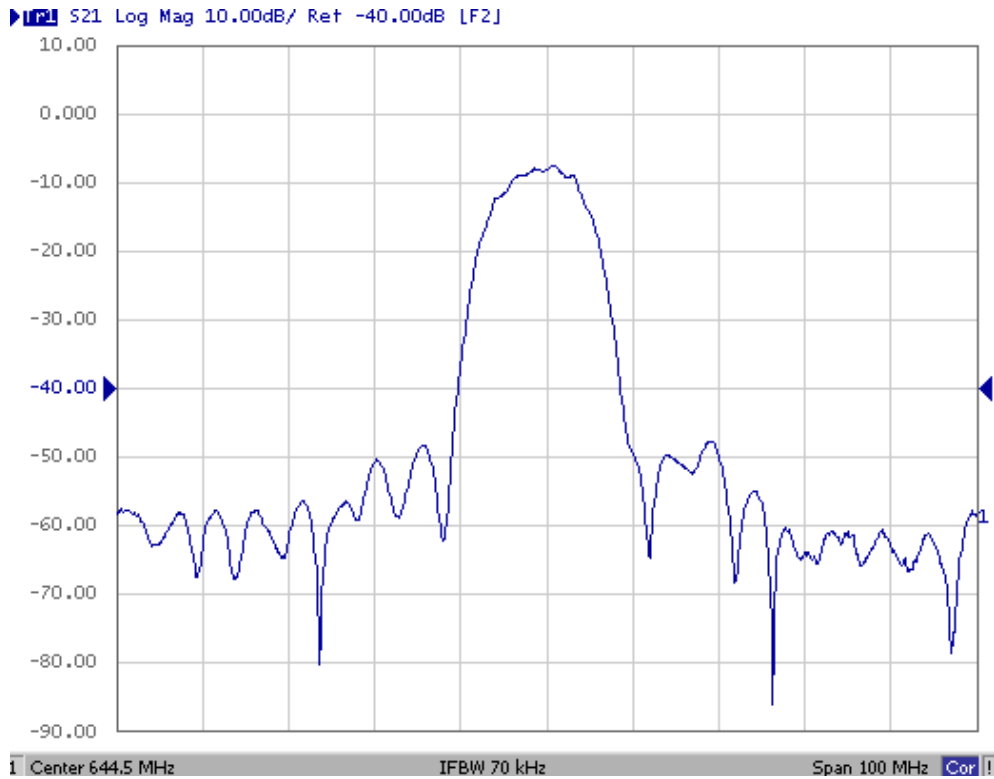


Fig. 1. S21 Response Horizontal: 10MHz/Div, Vertical: 10dB/Div

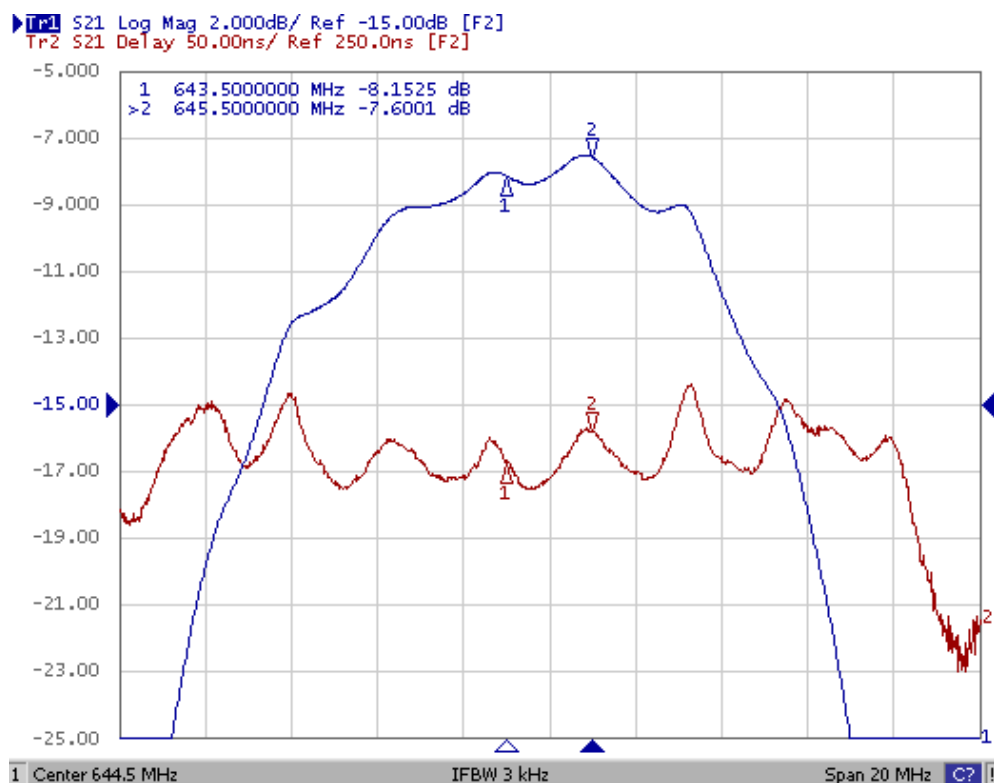
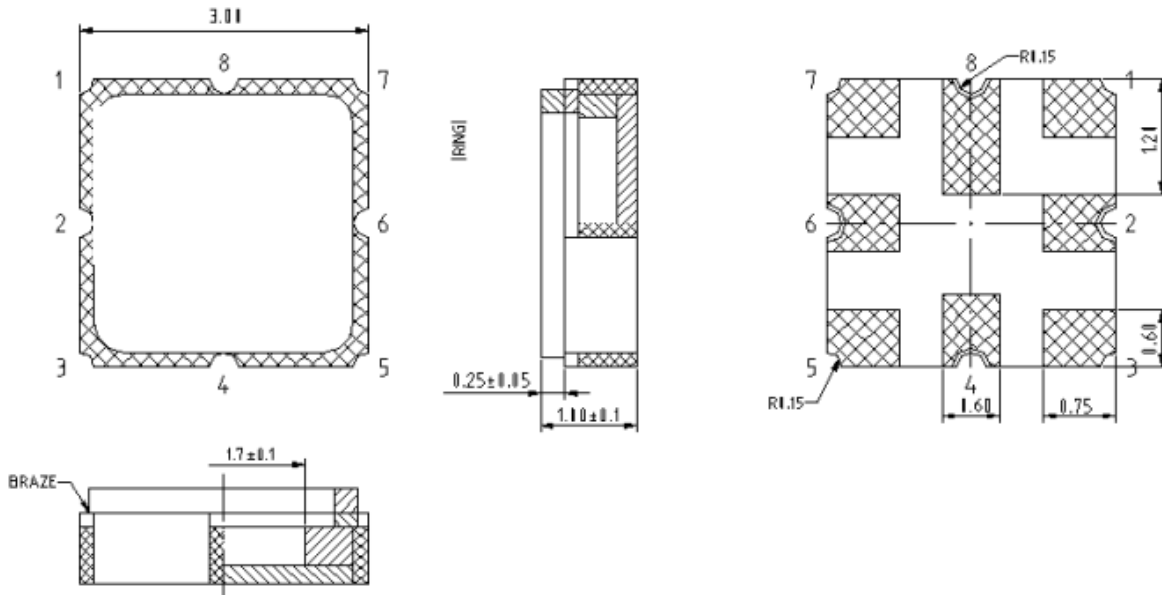


Fig. 2. Horizontal: 2M Hz/Div Vertical: 2dB/Div, Vertical: 50ns/Div

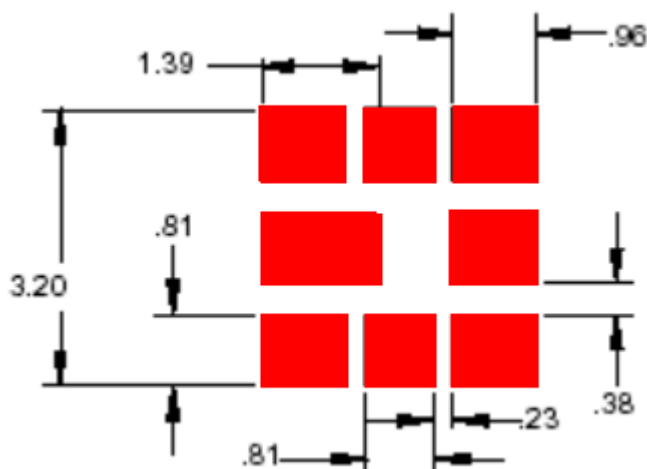
SAW Filter 644.50MHz
Part No: MP03906

Model: TB0300A
Rev No: 1

E. OUTLINE DRAWING:



F. PCB FOOTPRINT:

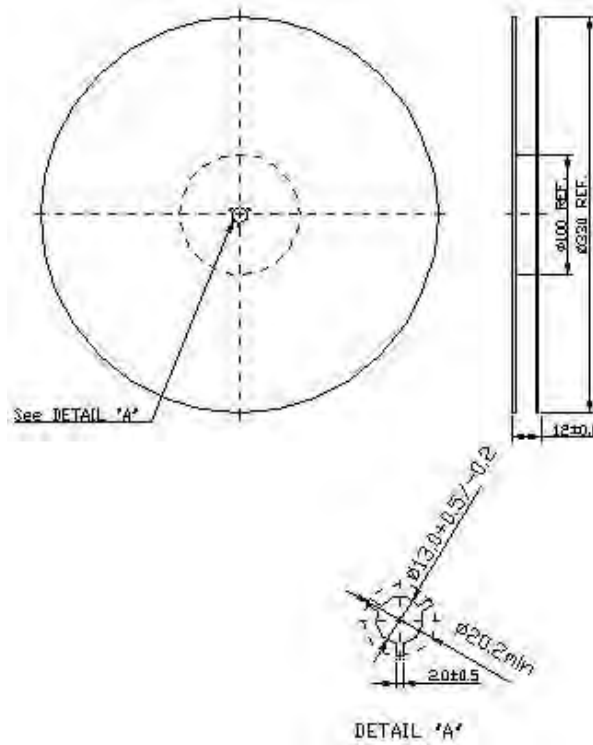


SAW Filter 644.50MHz
Part No: MP03906

Model: TB0300A
Rev No: 1

G. PACKING:

1. REEL DIMENSION



2. TAPE DIMENSION

