

**SAW Filter 1484.30MHz**  
**Part No: MP01624**

**Model: TA0698A**  
**Rev NO: 2**

**A. MAXIMUM RATING:**

1. Input Power Level: 10dBm
2. DC Voltage: 3V
3. Operating Temperature: -40°C to +85°C
4. Storage Temperature: -50°C to +95°C

**B. ELECTRICAL CHARACTERISTICS:**

1. Terminating source impedance (differential):  $Z_S = 150\Omega // 33nH$
2. Terminating load impedance (differential):  $Z_L = 150\Omega // 33nH$

Item	Unit	Min.	Typ.	Max.	Note
Center Frequency Fc	MHz	-	1484.3	-	-
Bandwidth at -2dB	MHz	40	58	-	-
Insertion Loss in 1464.3 ~ 1504.3MHz	dB	-	2.5	5	-
Amplitude ripple (1464.3 ~ 1504.3MHz)	dB	-	0.7	2	-
Phase error (1464.3 ~ 1504.3MHz) (3)	deg	-	3.2	6	-
I/O VSWR (1464.3MHz ~ 1504.3MHz)		-	1.9	2.5	-
Attenuation (1)					
50 ~ 1402.3MHz	dB	46	50	-	-
1566.3 ~ 1810.5MHz	dB	46	55	-	-
1810.5 ~ 4250MHz	dB	35	41	-	-
4250 ~ 6000MHz	dB	30	38	-	-

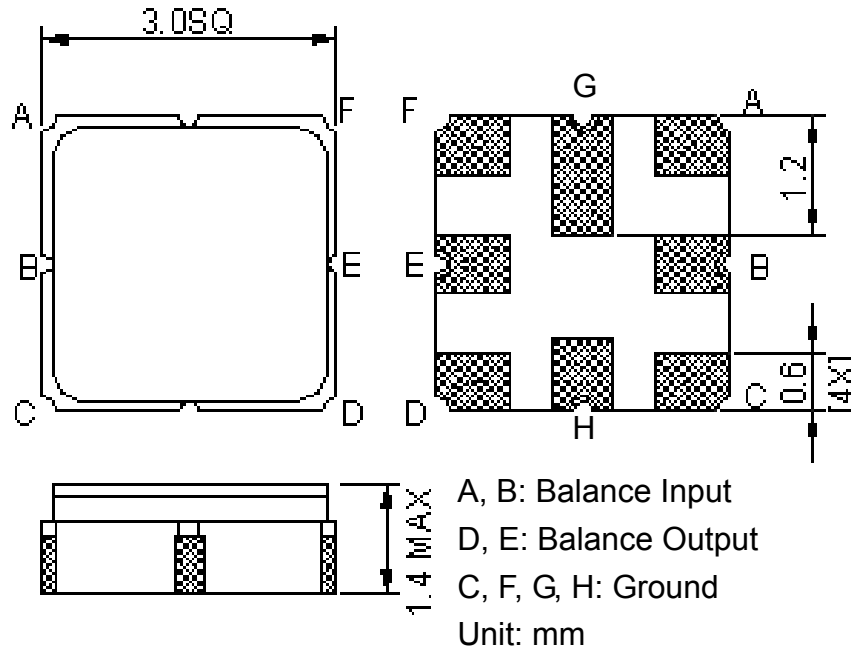
**Notes:**

1. The amplitude reference is insertion loss at Fc.
2. The amplitude ripple is defined as the max. level - min. level over any 30MHz block of the given bandwidth.
3. The phase error is measured over any 30 MHz block of the given bandwidth.

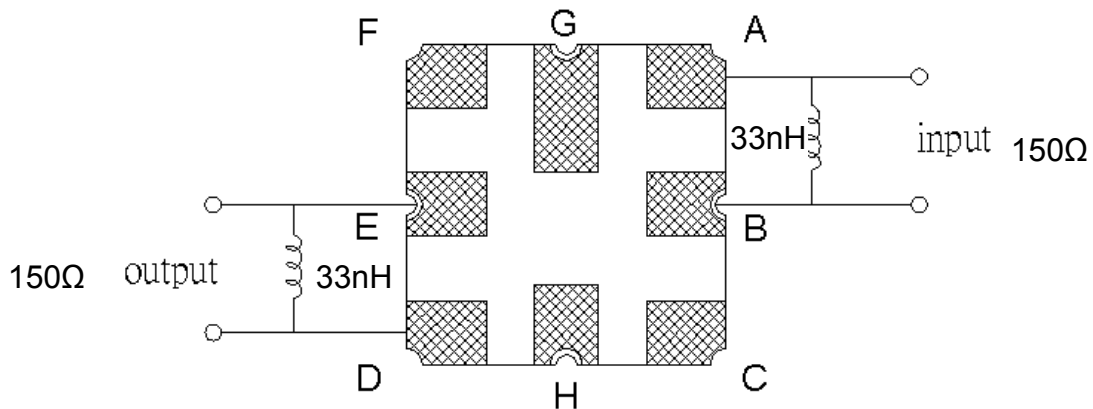
**SAW Filter 1484.30MHz**  
**Part No: MP01624**

**Model: TA0698A**  
**Rev NO: 2**

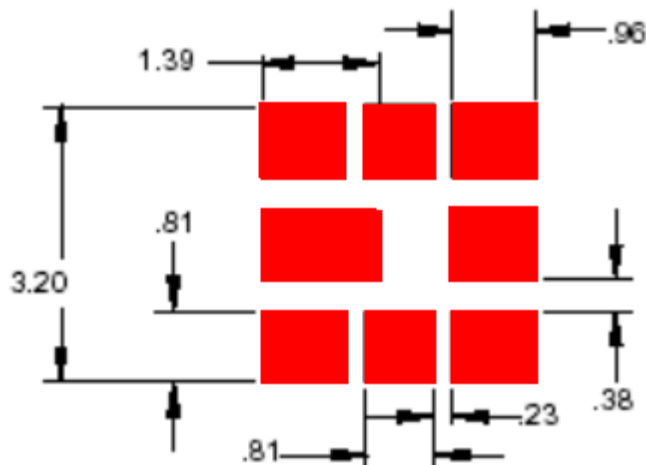
**C. OUTLINE DRAWING:**



**D. MEASUREMENT CIRCUIT:**



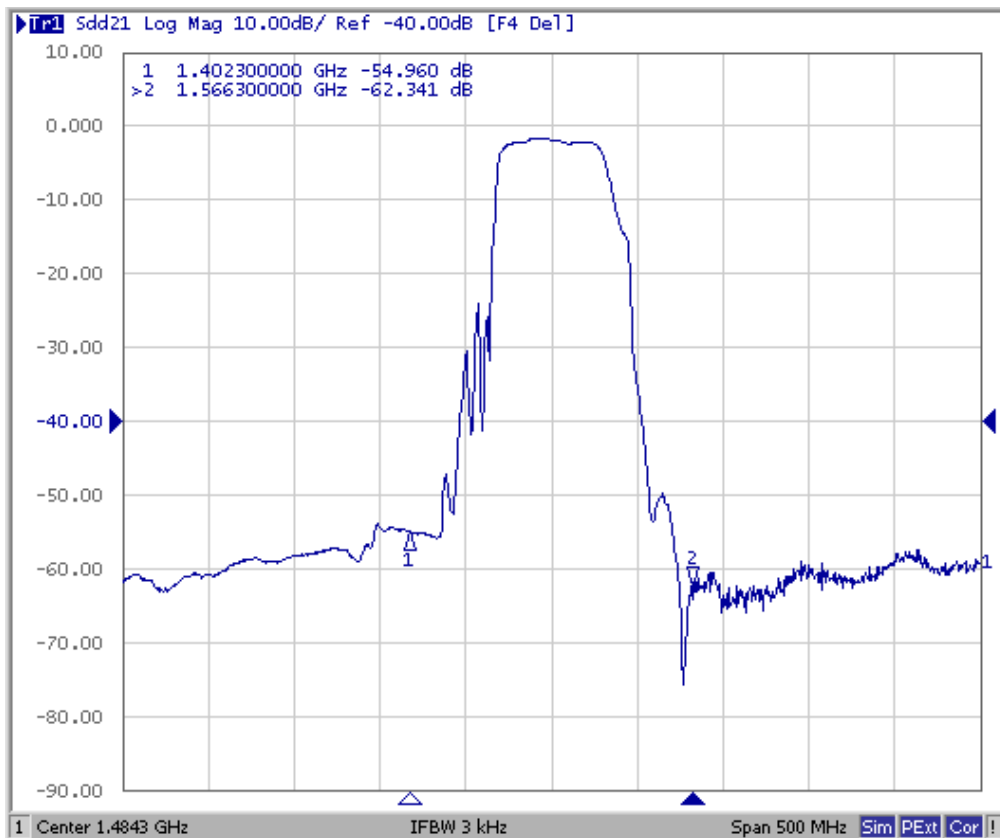
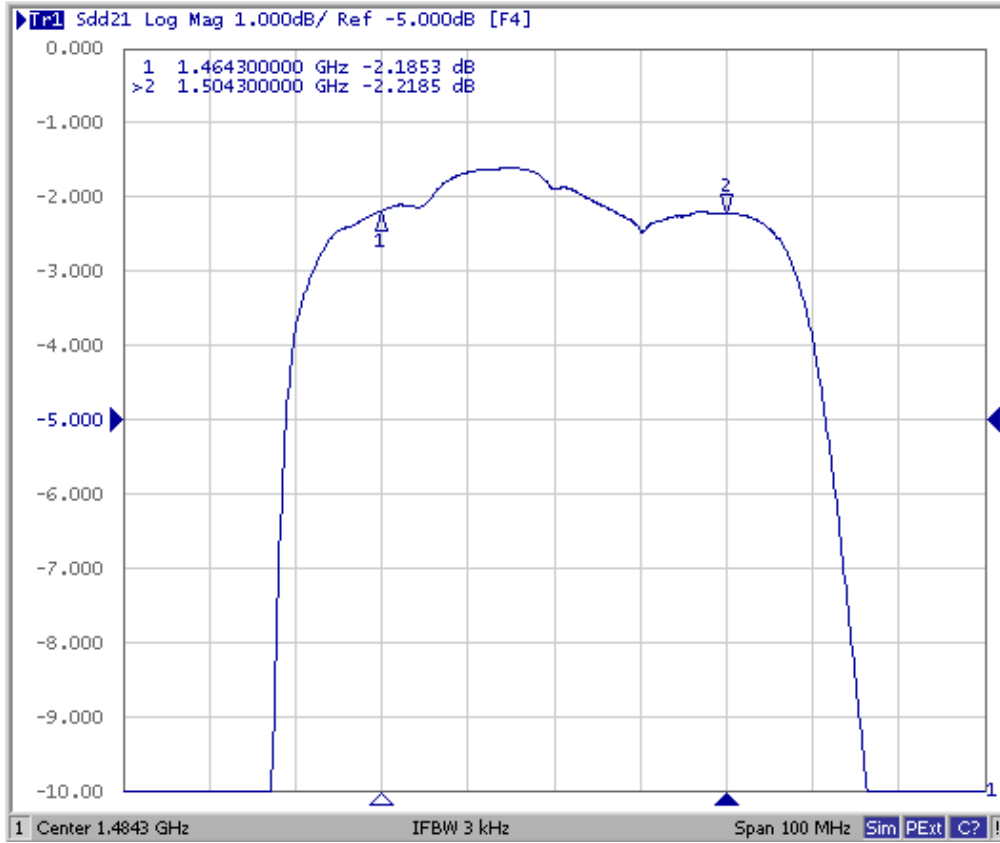
**E. PCB FOOTPRINT:**



**SAW Filter 1484.30MHz**  
**Part No: MP01624**

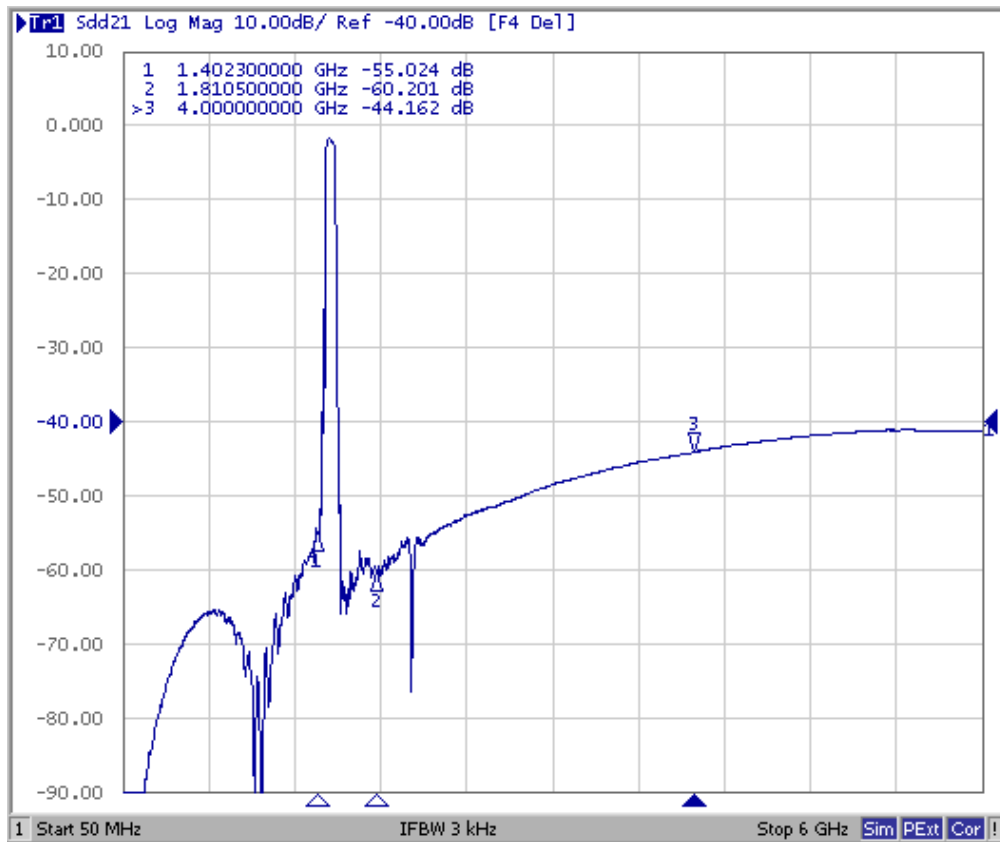
**Model: TA0698A**  
**Rev NO: 2**

**F. FREQUENCY CHARACTERISTICS:**



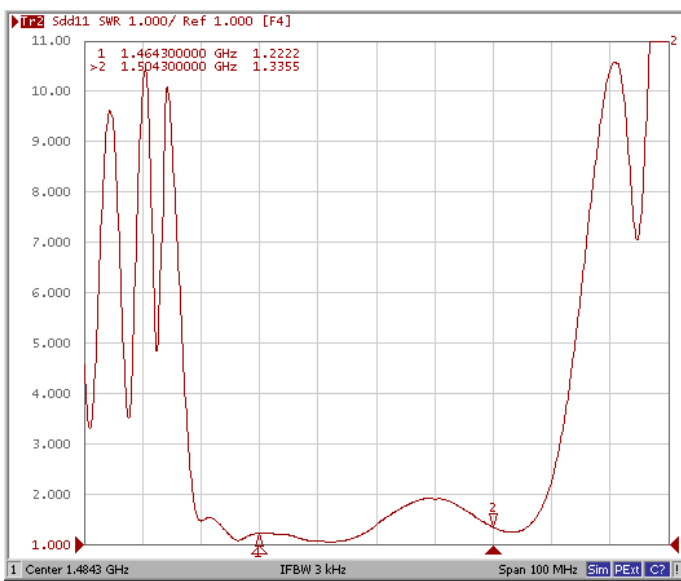
**SAW Filter 1484.30MHz**  
**Part No: MP01624**

**Model: TA0698A**  
**Rev NO: 2**

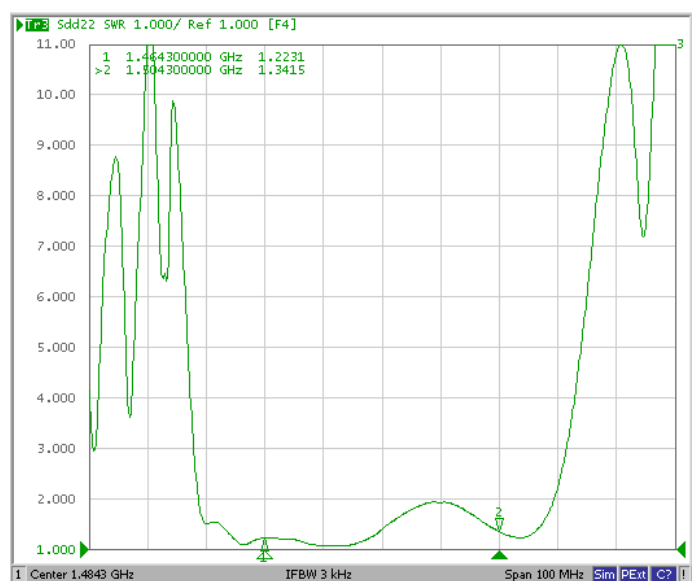


Reflection Functions

S11



S22

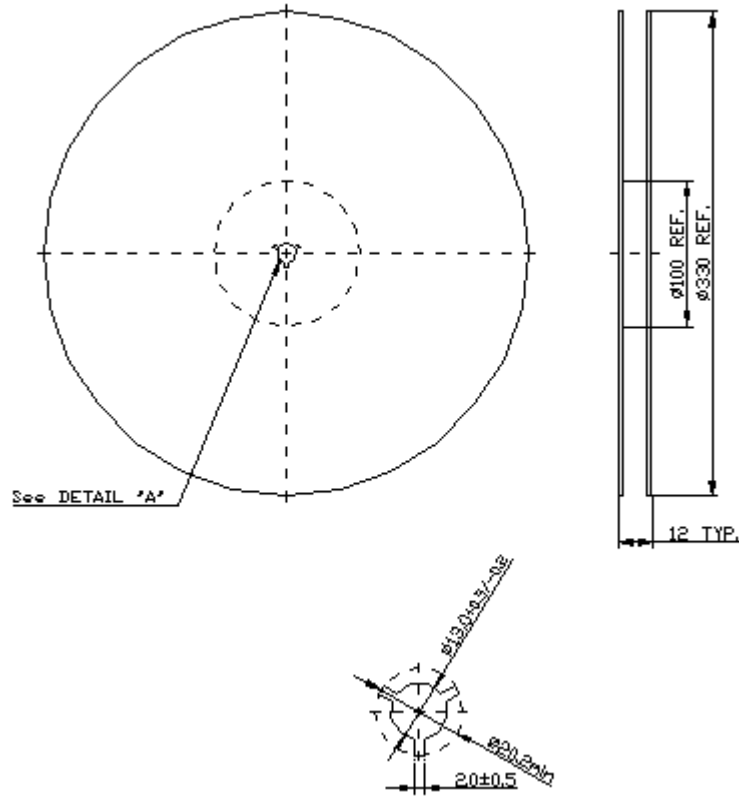


**SAW Filter 1484.30MHz**  
**Part No: MP01624**

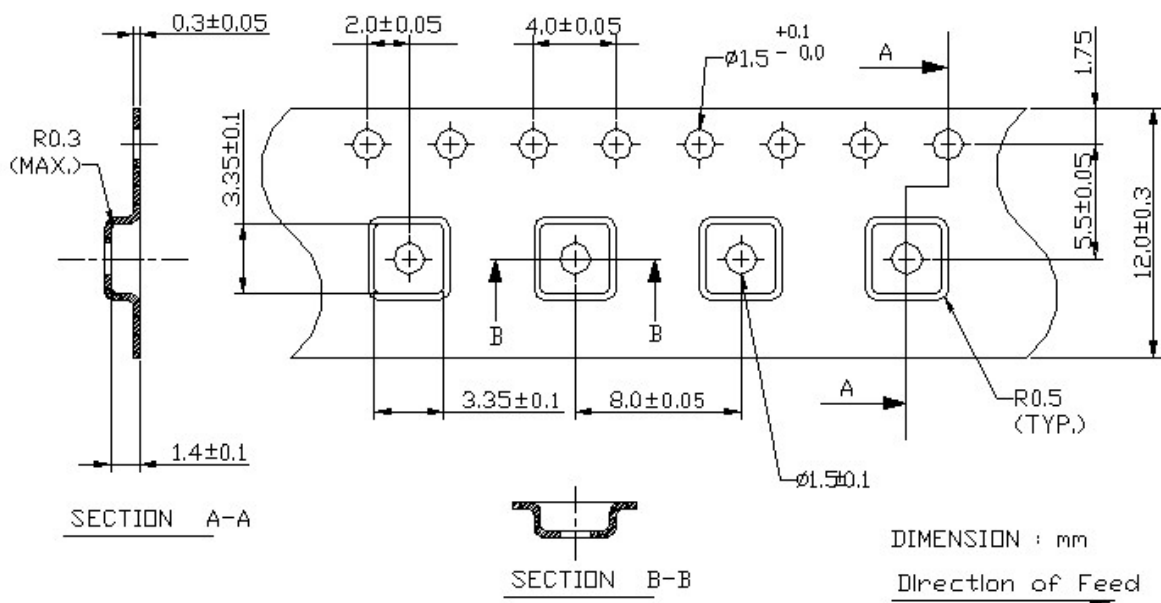
**Model: TA0698A**  
**Rev NO: 2**

**G. PACKING:**

1. Reel Dimension (Reel Count: 7"=1000; 13"=3000)



2. Tape Dimension



**SAW Filter 1484.30MHz**  
**Part No: MP01624**

**Model: TA0698A**  
**Rev NO: 2**

**H. RECOMMENDED REFLOW PROFILE:**

