

**494.0MHz SAW Filter**

**Model: TB0420A**

**Part No: MA09515**

**REV NO: 1**

**A. MAXIMUM RATINGS:**

1. Input Power Level: 10 dBm
2. Operating Temperature: -25 °C ~ 70°C
3. Storage Temperature: -40°C to 80°C

**B. ELECTRICAL CHARACTERISTICS:**

1. Ambient Temperature: 25 °C

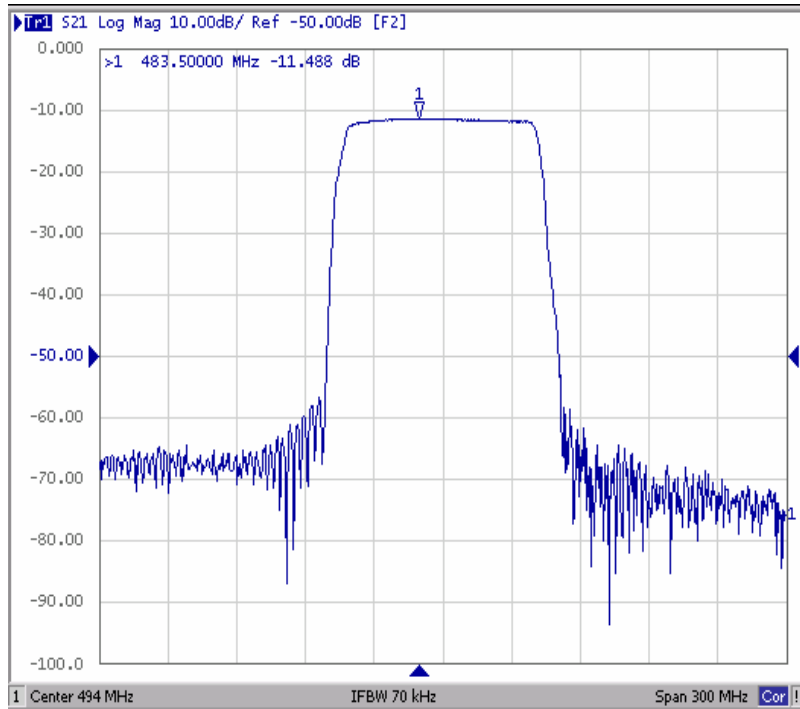
Characteristics	Value			Note
	Min.	Typ.	Max.	
Center frequency $F_C$ MHz	-	494	-	-
Minimum Insertion loss I.L. dB	-	11.5	13	-
1 dB Bandwidth MHz	77	80	-	-
3 dB Bandwidth MHz	80	84	-	-
Ripple (456.8 ~ 531.8MHz) dB	-	0.65	1	-
Group-delay Ripple (456.8 ~ 531.8MHz)nsec	-	20	100	-
Attenuation (Reference level from Minimum insertion loss)				
(1) 361.8 ~ 436.8MHz dB	25	45	-	-
(2) 611MHz dB	40	62	-	-

**494.0MHz SAW Filter**  
**Part No: MA09515**

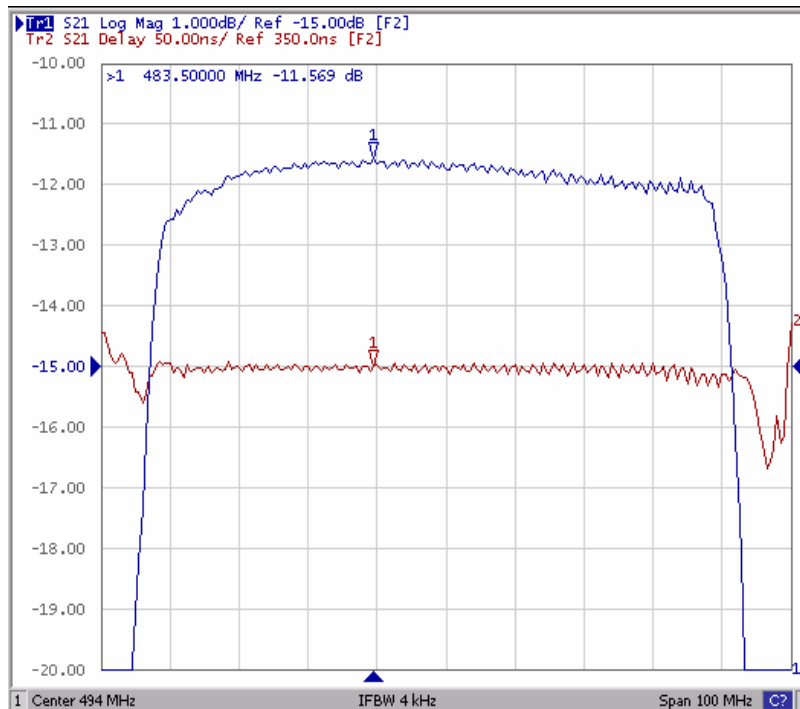
**Model: TB0420A**  
**REV NO: 1**

**C. FREQUENCY CHARACTERISTICS:**

(1) S21 Response:(span 300MHz)



(2) Passband of Response: (span: 100MHz)



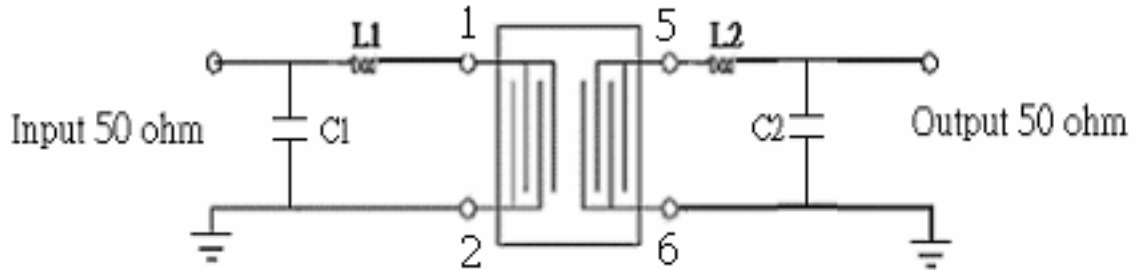
**494.0MHz SAW Filter**

Model: **TB0420A**

Part No: **MA09515**

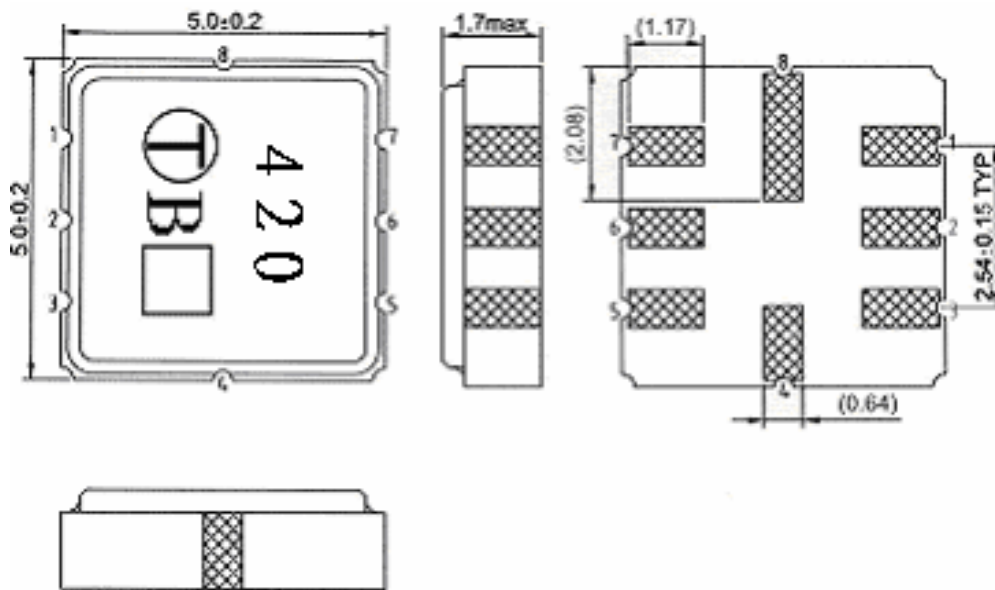
REV NO: 1

**D. TEST CIRCUIT:**



L1=2.8nH, C1=13pF, L2=3nH, C2=12pF

**E. OUTLINE DRAWING:**



- Pin 1: RF input
- Pin 5: RF output
- Pin 4,8: Case Ground
- Pin 2,3,6,7: Ground
- Unit : mm

□ : Week Code (Follow the table from planner each year)

△ : Product / Year Code

Year	2005	2006	2007	2008
	2009	2010	2011	2012
Product Code	B	b	<u>B</u>	<u>b</u>

**494.0MHz SAW Filter**

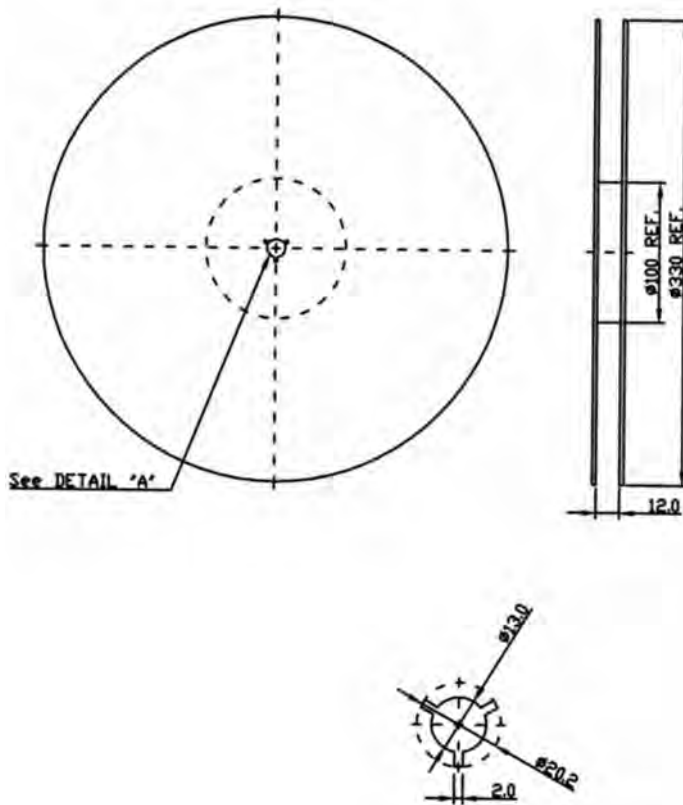
**Model: TB0420A**

**Part No: MA09515**

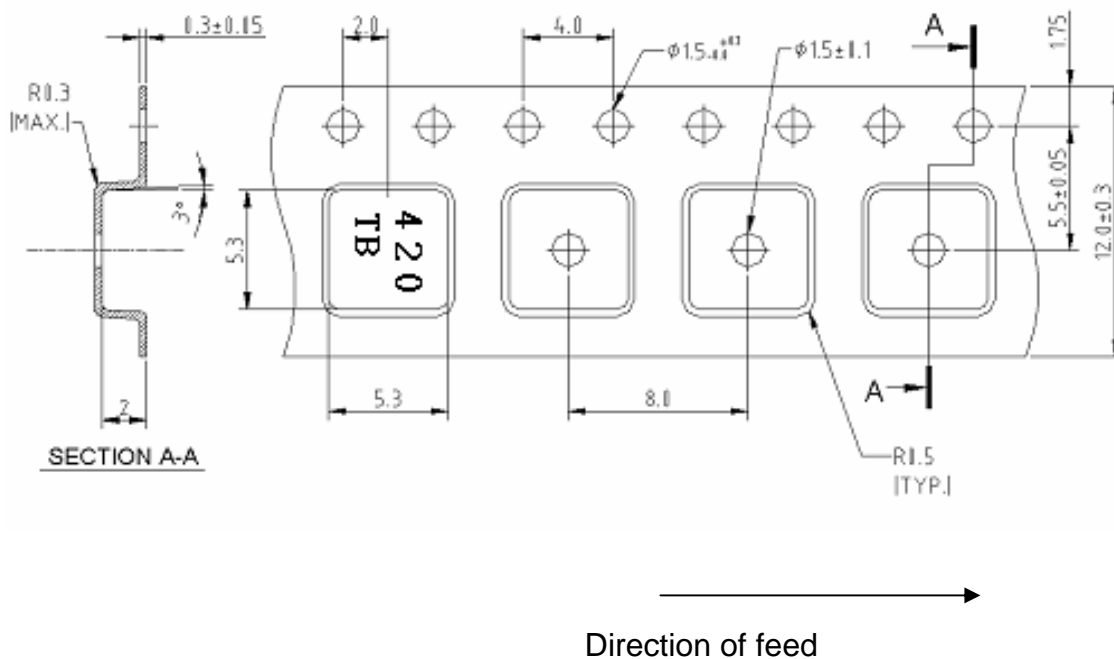
**REV NO: 1**

**F. PACKING:**

**1. REEL DIMENSION**



**2. TAPE DIMENSION**



**494.0MHz SAW Filter**

**Model: TB0420A**

**Part No: MA09515**

**REV NO: 1**

**G. RECOMMENDED REFLOW PROFILE:**

