

**315.0MHz SAW Filter**

Model: **TA0500A**

Part No: **MA09382**

REV NO.: 1

**A. MAXIMUM RATING:**

1. Input Power Level: 10 dBm
2. DC voltage: 5 V
3. Operating Temperature: -40°C to +85°C
4. Storage Temperature: -40°C to +85°C

**B. ELECTRICAL CHARACTERISTICS:**

TA= -40°C to +95°C

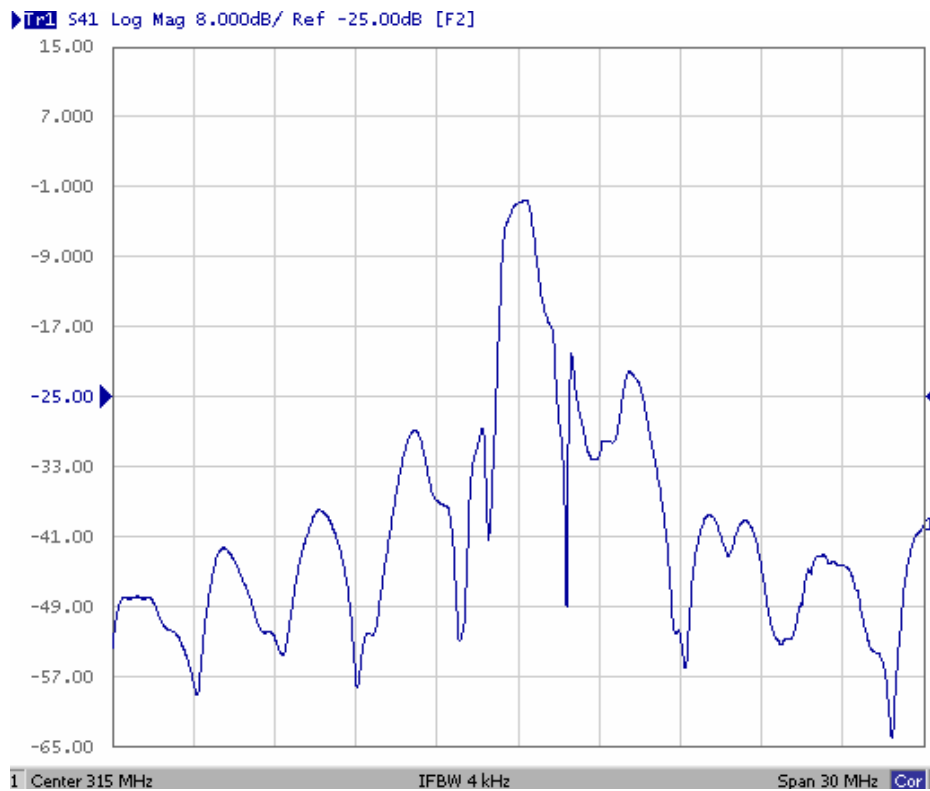
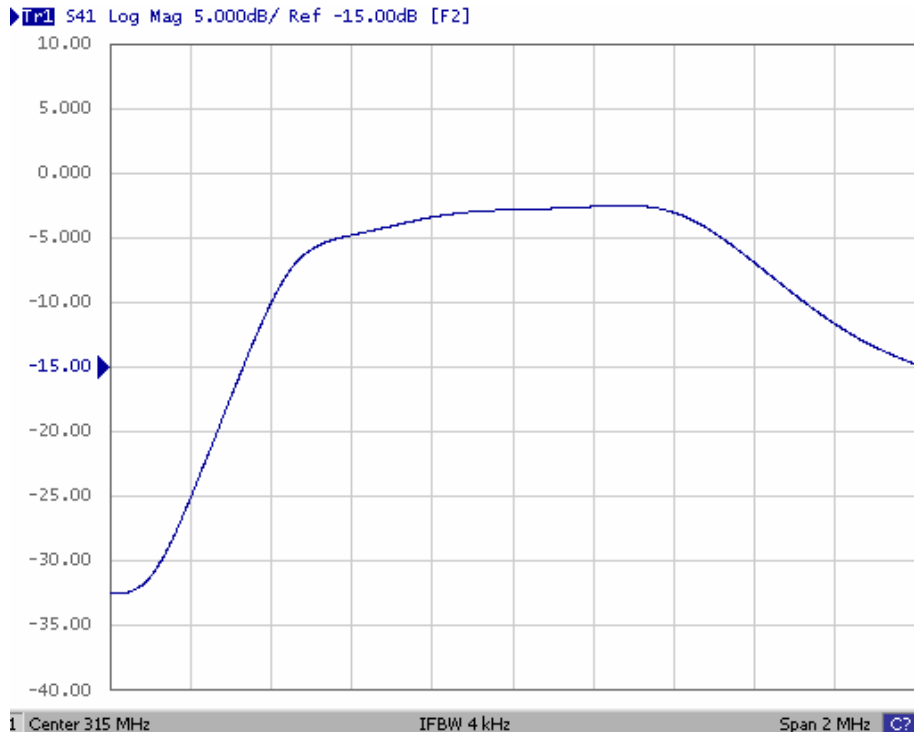
Item	Min.	Typ.	Max.	Note
Center frequency $F_c$ (MHz)	-	315	-	1
Minimum I.L. (314.82~315.22 MHz) (dB) $IL_{min}$	-	2.4	4.0	
Pass band (relative to $IL_{min}$ )				
314.77~315.2 MHz (dB)	-	1.5	3.0	1
314.71~315.26 MHz (dB)	-	2.0	6.0	
Pass bandwidth (relative to $IL_{min}$ ) $BW_3$ (KHz)	800	970	-	
Attenuation:( relative to $IL_{min}$ ) (dB )				
10~270 MHz (dB )	45	50	-	1
270~309 MHz (dB )	30	35	-	
309~313.94 MHz (dB )	15	20	-	
316.5~335 MHz (dB )	10	15	-	
335~400 MHz (dB )	35	40	-	
400~1000 MHz (dB )	45	50	-	
Impedance at $F_c$ ; Input $Z_{IN}=R_{IN}/C_{IN}$ Output $Z_{OUT}=R_{OUT}/C_{OUT}$	373Ω // 5.0 pF 373Ω // 5.0 pF			

Note1. The standard definitions is in JIS C 6703

**315.0MHz SAW Filter**  
**Part No: MA09382**

**Model: TA0500A**  
**REV NO.: 1**

**C.FREQUENCY CHARACTERISTICS:**



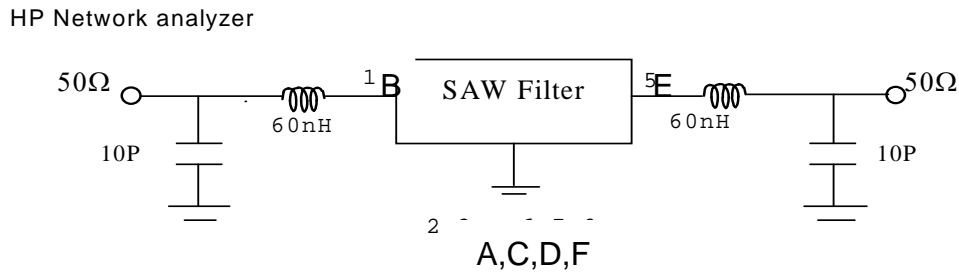
**315.0MHz SAW Filter**

**Model: TA0500A**

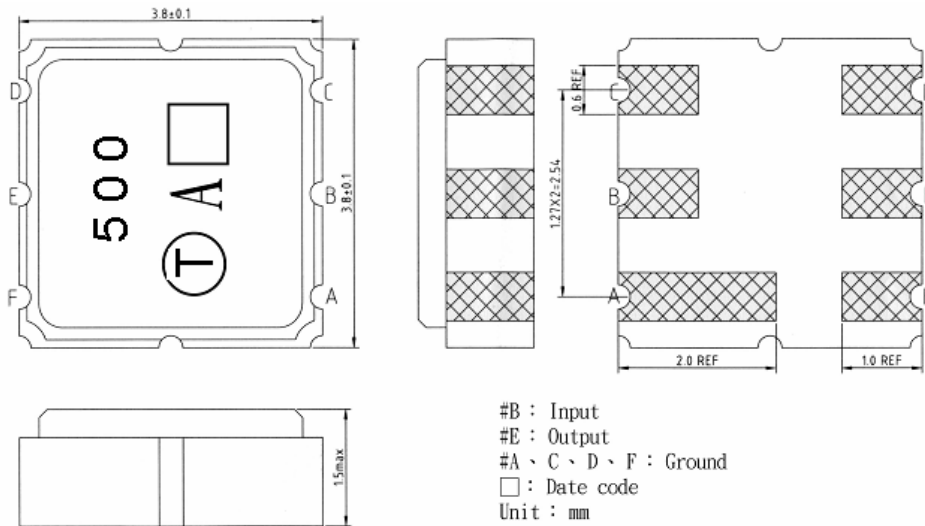
**Part No: MA09382**

**REV NO.: 1**

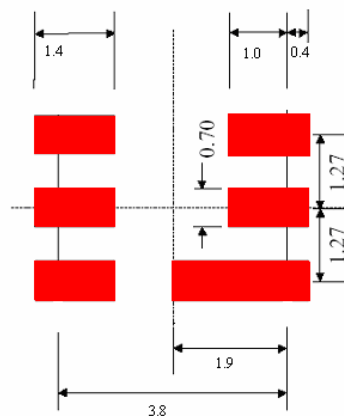
**D. MEASUREMENT CIRCUIT:**



**E. OUTLINE DRAWING:**



**F. PCB FOOTPRINT**



**315.0MHz SAW Filter**

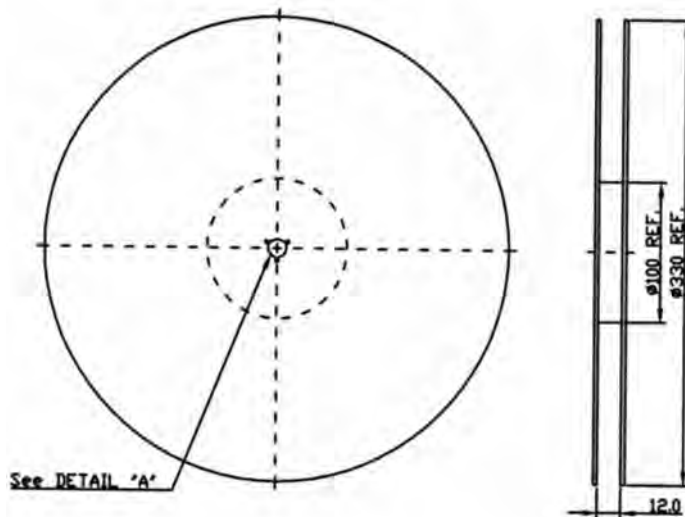
**Model: TA0500A**

**Part No: MA09382**

**REV NO.: 1**

**G. PACKING:**

**1. REEL DIMENSION**



**2. TAPE DIMENSION**

