

SAW Filter 941.50MHz
Part No: MA08475

Model: TA0327A
Rev No: 1

A. MAXIMUM RATING:

1. Input Power Level: 15dBm
2. DC voltage: 3V
3. Operating Temperature: -30°C to +85°C
4. Storage Temperature: -40°C to +85°C

B. ELECTRICAL CHARACTERISTICS:

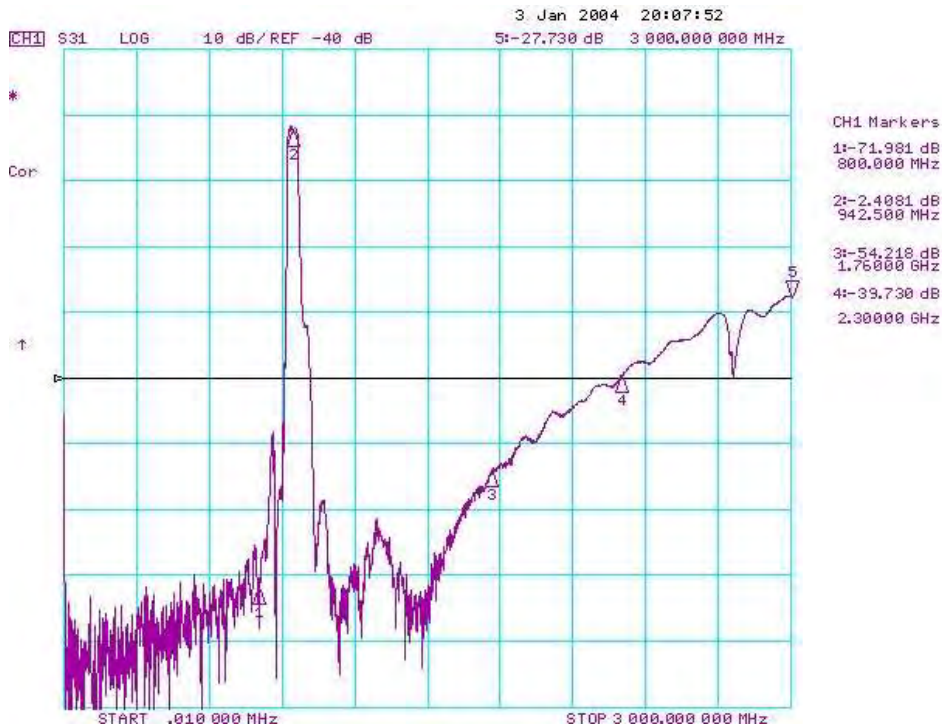
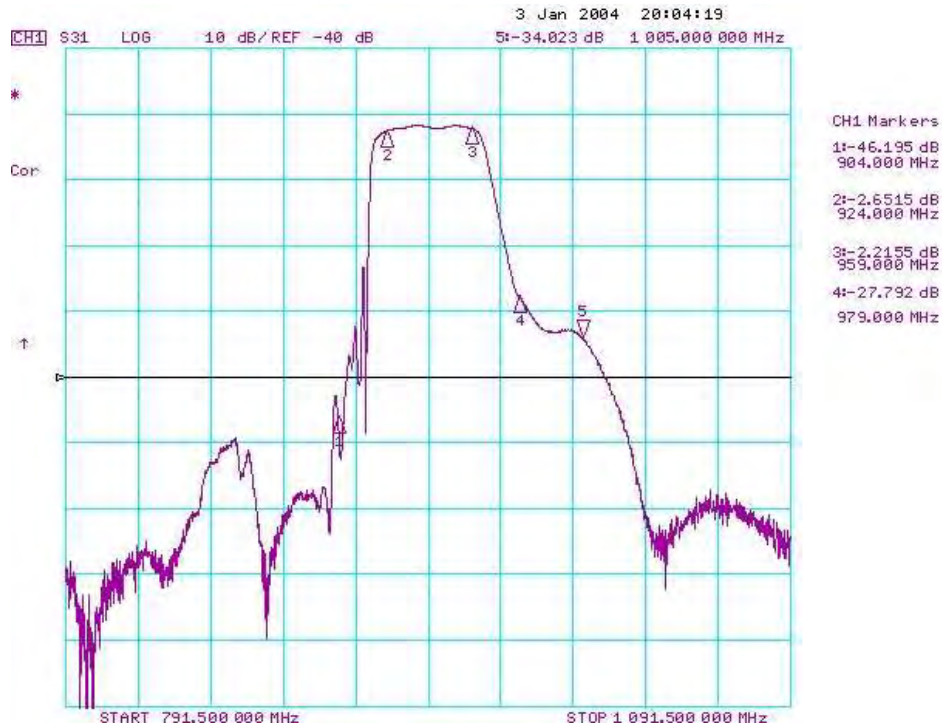
Characteristics	Specification			Note
	Min.	Typ.	Max	
Center frequency Fc MHz	-	941.5	-	-
Insertion loss 924 ~ 959MHz IL dB	-	2.7	4.0	-
Ripple 924 ~ 959MHz dB	-	1.0	2.3	-
Attenuation: (Reference level from 0dB)				
0 ~ 800MHz dB	50	63	-	-
800 ~ 880MHz dB	40	48	-	-
880 ~ 904MHz dB	35	43	-	-
979 ~ 981MHz dB	20	27	-	-
981 ~ 1005MHz dB	23	28	-	-
1005 ~ 1025MHz dB	29	33	-	-
1025 ~ 1760MHz dB	40	50	-	-
1760~ 2300MHz dB	30	39	-	-
2300 ~ 3000MHz dB	20	27	-	-
Impedance at Fc Input $Z_{IN} = R_{IN} // C_{IN}$	50Ω // 0pF			1
Output $Z_{OUT} = R_{OUT} // C_{OUT}$	50Ω // 0pF			1

Note 1: No matching network required for operation at 50Ω

SAW Filter 941.50MHz
Part No: MA08475

Model: TA0327A
Rev No: 1

C. TRANSFER FUNCTION:

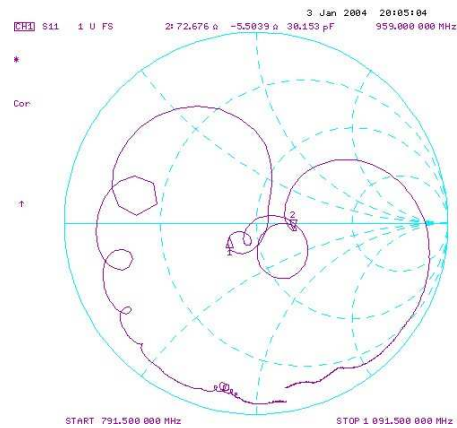
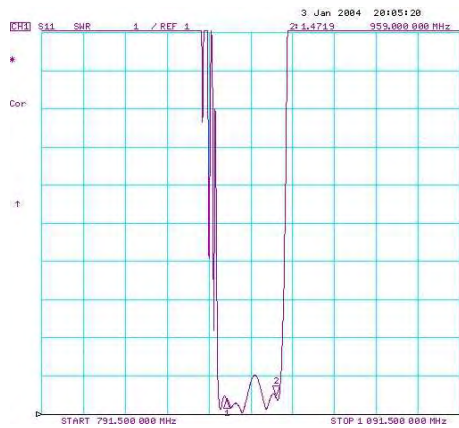


SAW Filter 941.50MHz
Part No: MA08475

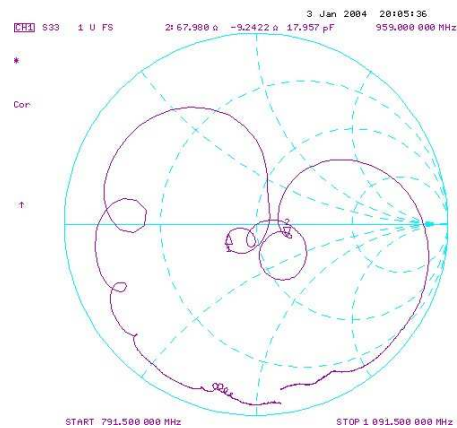
Model: TA0327A
Rev No: 1

D. REFLECTIONS FUNCTIONS:

S11



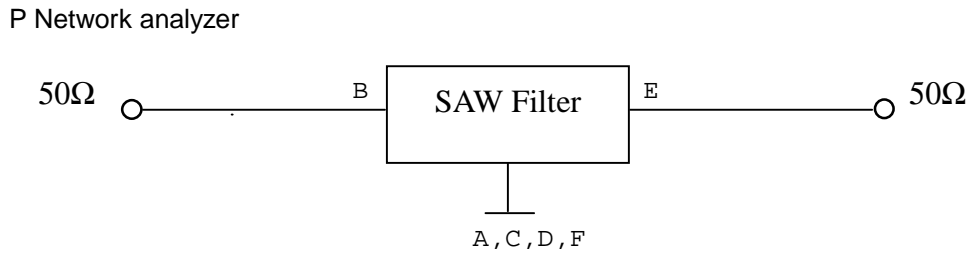
S22



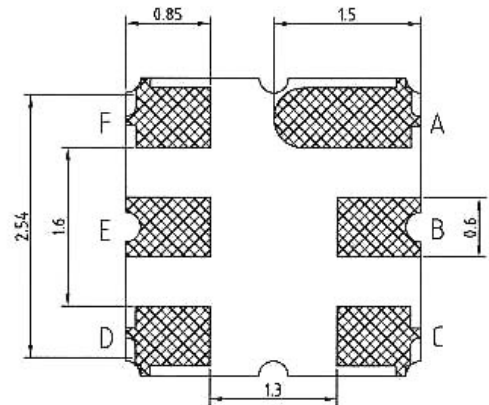
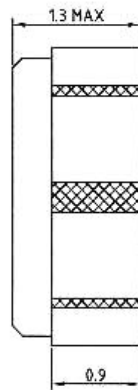
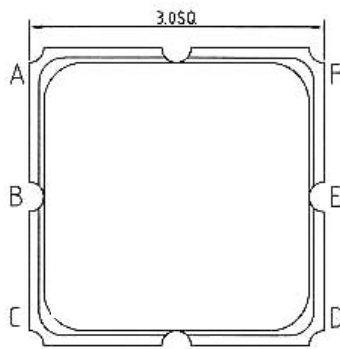
SAW Filter 941.50MHz
Part No: MA08475

Model: TA0327A
Rev No: 1

E. MEASUREMENT CIRCUIT:



F. OUTLINE DRAWING:



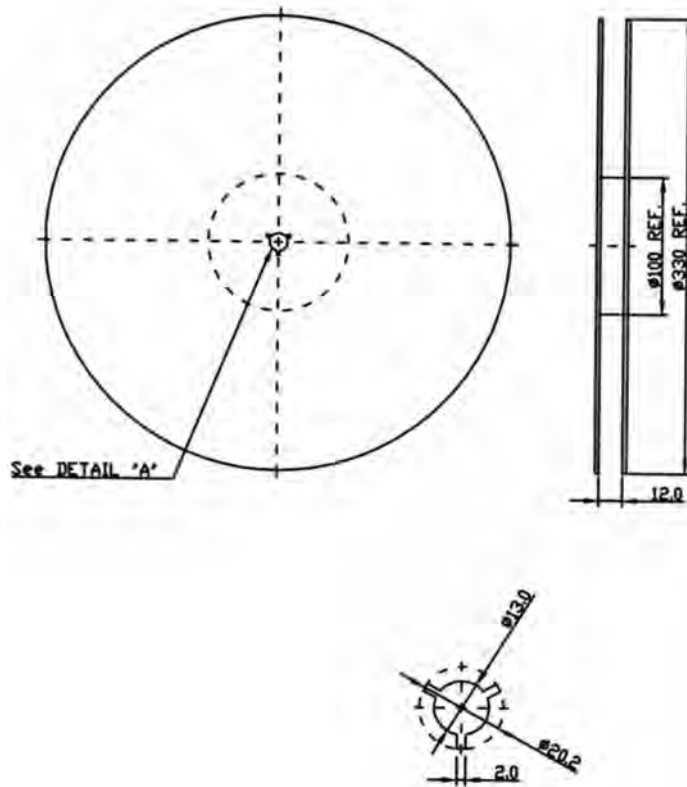
B: Input
E: Output
A, C, D, F: Ground
Unit: mm

SAW Filter 941.50MHz
Part No: MA08475

Model: TA0327A
Rev No: 1

G. PACKING:

1. REEL DIMENSION



2. TAPE DIMENSION

